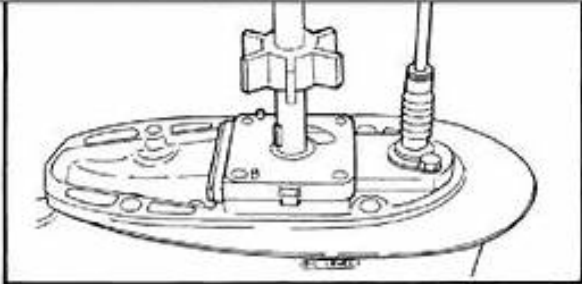


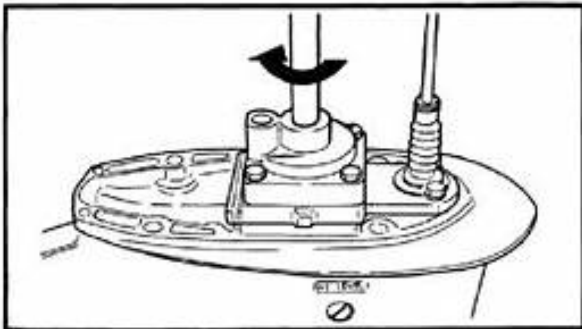
# 1999 Yamaha 30 Elrx Outboard Service Repair Maintenance Manual Factory Service Manual

## 1987 Yamaha 30elh Outboard Service Repair Maintenance Manual. Factory

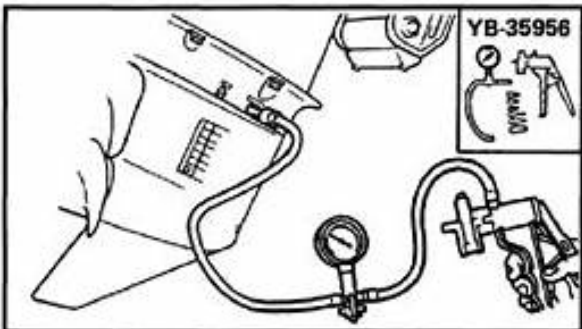
140 125%



On the on-sear housing  
4) Install a new key in the shaft, and insert a ne



5) Grease the impeller, a pump housing, turning then tighten the bolt:



105000-02  
**LOWER UNIT LEAKAGE**  
1) Tighten the gear oil-dipstick  
2) Pump the tester, and 100 kpa (1.0 kgf/cm<sup>2</sup>)  
3) Check that the pressure (1.0 kgf/cm<sup>2</sup> 14.2 psi)  
**NOTE:** \_\_\_\_\_  
If the pressure falls, the lea

[DOWNLOAD HERE](#)

